




Label mount, without label, black

Part no. M22S-ST-X
Catalog No. 216392
Alternate Catalog No. M22S-ST-XQ
EL-Nummer (Norway) 4355412

Delivery program

| | | | |
|---------------------------------|--|----|--|
| Product range | | | Accessories |
| Basic function accessories | | | Legend holder |
| | | | Without label |
| Width | | mm | 30 |
| Height | | mm | 50 |
| Design | | | Round |
| Colour | | | |
| | | | Black |
| RAL Value | | | RAL 9005 |
| | | |  |
| Degree of Protection | | | IP66 |
| For use with | | | Pushbuttons Selector switches Key-operated buttons Indicator lights |
| Connection to SmartWire-DT | | | no |
| Notes | | | |
| Cannot be used for M22(S)-PV... | | | |

Technical data

General

| | | | |
|----------------------|--|----|-----------|
| Degree of Protection | | | IP66 |
| Ambient temperature | | | |
| Open | | °C | -25 - +70 |

Design verification as per IEC/EN 61439

| | | | |
|--|------------|----|--|
| Technical data for design verification | | | |
| Rated operational current for specified heat dissipation | I_n | A | 0 |
| Heat dissipation per pole, current-dependent | P_{vid} | W | 0 |
| Equipment heat dissipation, current-dependent | P_{vid} | W | 0 |
| Static heat dissipation, non-current-dependent | P_{vs} | W | 0 |
| Heat dissipation capacity | P_{diss} | W | 0 |
| Operating ambient temperature min. | | °C | -25 |
| Operating ambient temperature max. | | °C | 70 |
| IEC/EN 61439 design verification | | | |
| 10.2 Strength of materials and parts | | | |
| 10.2.2 Corrosion resistance | | | Meets the product standard's requirements. |
| 10.2.3.1 Verification of thermal stability of enclosures | | | Meets the product standard's requirements. |
| 10.2.3.2 Verification of resistance of insulating materials to normal heat | | | Meets the product standard's requirements. |
| 10.2.3.3 Verification of resistance of insulating materials to abnormal heat and fire due to internal electric effects | | | Meets the product standard's requirements. |
| 10.2.4 Resistance to ultra-violet (UV) radiation | | | Please enquire |

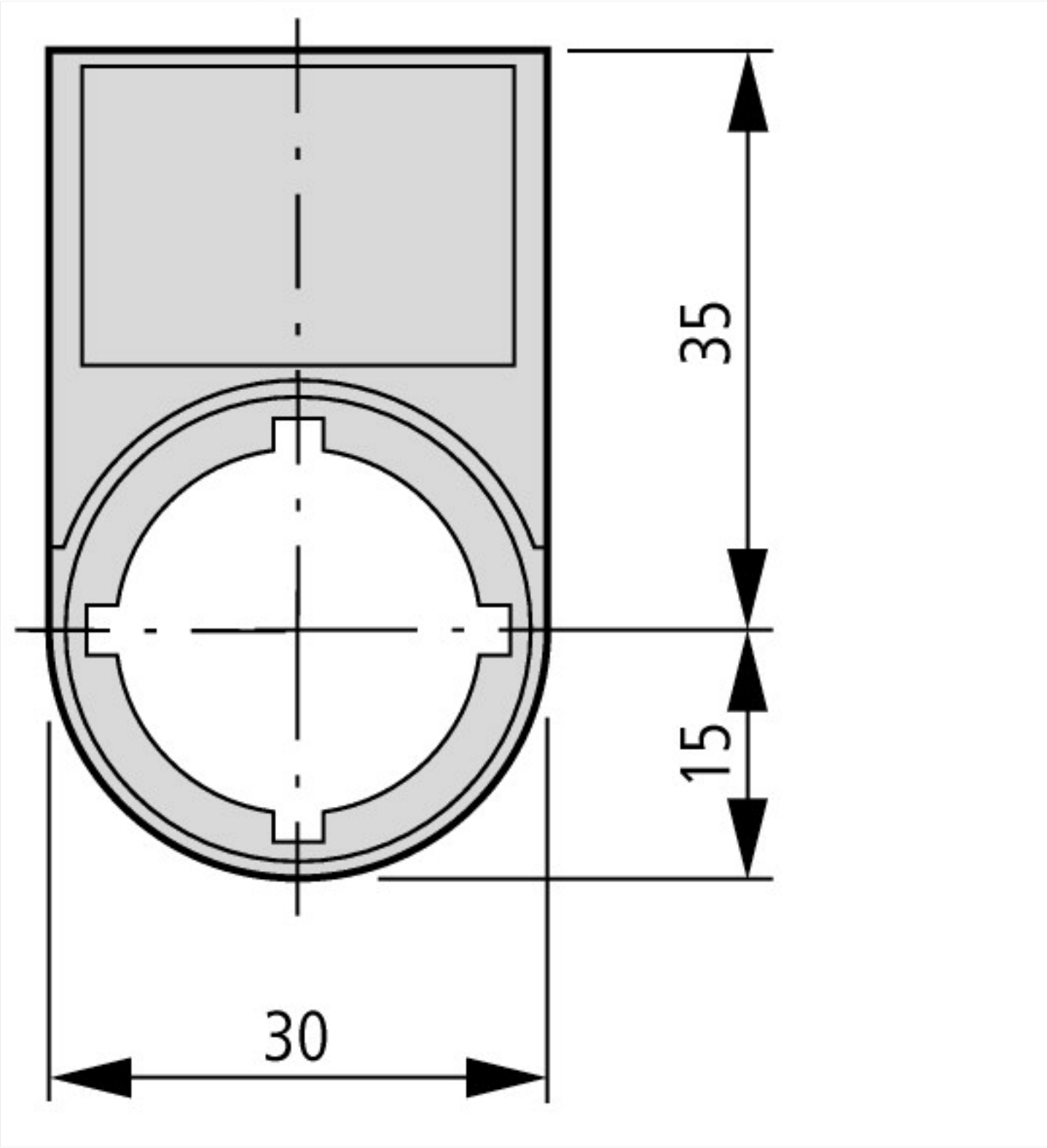
| | | | |
|--|--|--|--|
| 10.2.5 Lifting | | | Does not apply, since the entire switchgear needs to be evaluated. |
| 10.2.6 Mechanical impact | | | Does not apply, since the entire switchgear needs to be evaluated. |
| 10.2.7 Inscriptions | | | Meets the product standard's requirements. |
| 10.3 Degree of protection of ASSEMBLIES | | | Does not apply, since the entire switchgear needs to be evaluated. |
| 10.4 Clearances and creepage distances | | | Meets the product standard's requirements. |
| 10.5 Protection against electric shock | | | Does not apply, since the entire switchgear needs to be evaluated. |
| 10.6 Incorporation of switching devices and components | | | Does not apply, since the entire switchgear needs to be evaluated. |
| 10.7 Internal electrical circuits and connections | | | Is the panel builder's responsibility. |
| 10.8 Connections for external conductors | | | Is the panel builder's responsibility. |
| 10.9 Insulation properties | | | |
| 10.9.2 Power-frequency electric strength | | | Is the panel builder's responsibility. |
| 10.9.3 Impulse withstand voltage | | | Is the panel builder's responsibility. |
| 10.9.4 Testing of enclosures made of insulating material | | | Is the panel builder's responsibility. |
| 10.10 Temperature rise | | | Not applicable. |
| 10.11 Short-circuit rating | | | Is the panel builder's responsibility. The specifications for the switchgear must be observed. |
| 10.12 Electromagnetic compatibility | | | Is the panel builder's responsibility. The specifications for the switchgear must be observed. |
| 10.13 Mechanical function | | | The device meets the requirements, provided the information in the instruction leaflet (IL) is observed. |

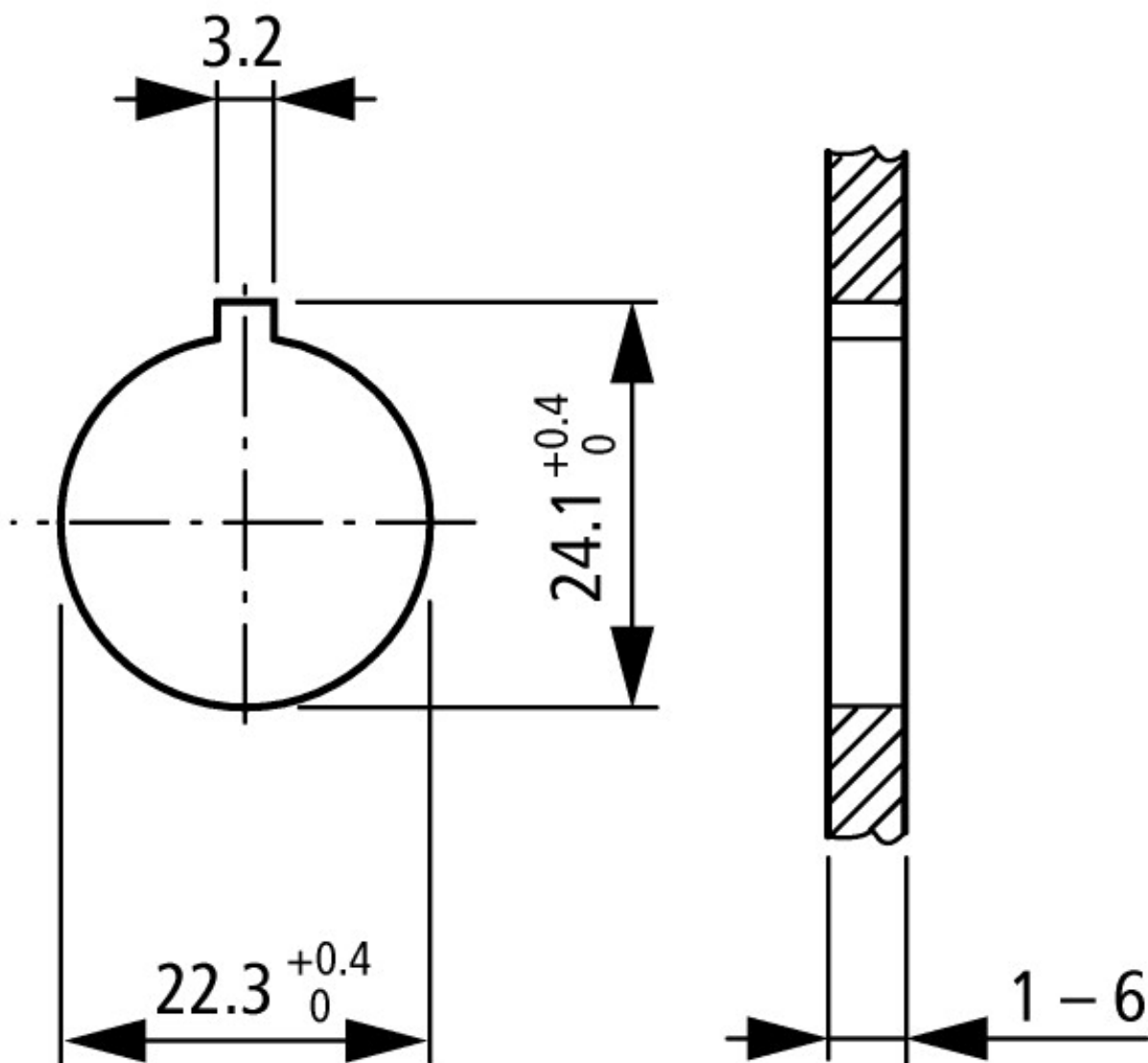
Technical data ETIM 7.0

| | | | |
|--|--|----|-------------|
| Low-voltage industrial components (EG000017) / Text plate holder for control circuit devices (EC001032) | | | |
| Electric engineering, automation, process control engineering / Low-voltage switch technology / Command and alarm device / Sign carrier for command devices (ecl@ss10.0.1-27-37-12-29 [AKF047014]) | | | |
| Width | | mm | 30 |
| Height | | mm | 50 |
| Hole diameter | | mm | 22.5 |
| Width opening | | mm | 0 |
| Height opening | | mm | 0 |
| Colour | | | Black |
| Shape | | | Rectangular |

Approvals

| | | | |
|-----------------------------|--|--|-----------------------------------|
| North America Certification | | | UL/CSA certification not required |
|-----------------------------|--|--|-----------------------------------|





Mounting hole with lug slot

Actuating and indicator elements

Additional product information (links)

IL04716002Z (AWA1160-1745) RMQ-Titan System

IL04716002Z (AWA1160-1745) RMQ-Titan System

https://es-assets.eaton.com/DOCUMENTATION/AWA_INSTRUCTIONS/IL04716002Z2020_09.pdf